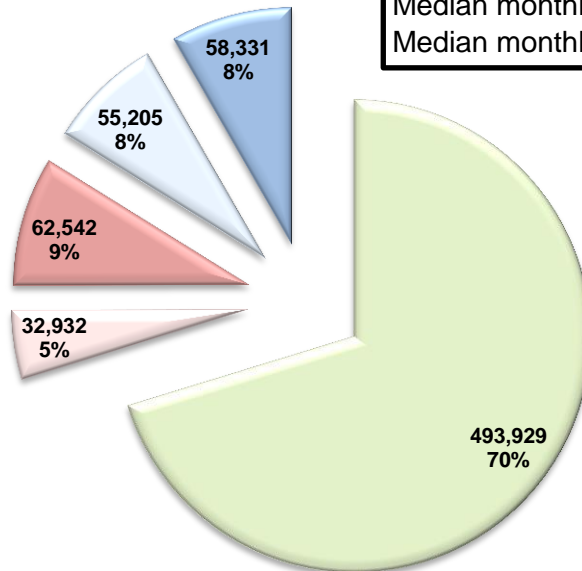


## Housing Affordability Challenges in the Columbus Metro Area

- In the Columbus metro area, 88,137 households, or 12% of households, spend at least half of their income on housing costs. Nationwide, 15% of all households are severely cost burdened.
- Renters are more likely to be severely housing cost burdened than owners, with 20% of renters spending at least half their income on housing.
- Median household income in the Columbus metro area is \$54,408, compared to the median U.S. household income of \$52,393.
- Among low- and moderate-income working households, 15% of households spend at least half of their income on housing costs.

### Households with a Severe Housing Cost Burden

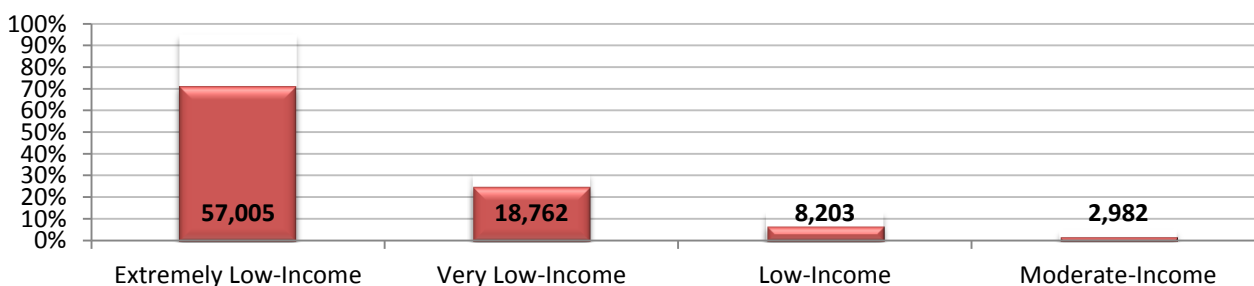
- Households spending less than 30% of their income on housing
- Owner households spending at least half their income on housing
- Owner households spending between 30% & 50% of their income on housing
- Renter households spending at least half their income on housing
- Renter households spending between 30% & 50% of their income on housing



### Columbus Metro Area Households: 2013

Total households 712,003  
 Renters make up 39% of households  
 Owners make up 61% of households  
 Median household income is \$54,408  
 Median monthly owner housing cost is \$798  
 Median monthly renter housing cost is \$1,145

### Percentage of Households with a Severe Housing Cost Burden by Income

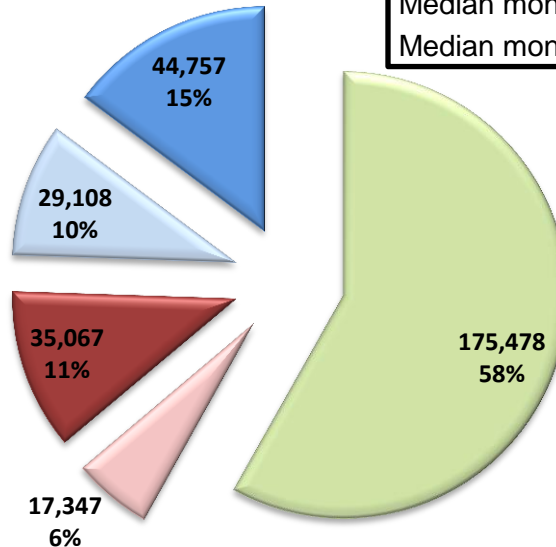


# Low- and Moderate-Income Working Households in the Columbus Metro Area Face Affordability Challenges

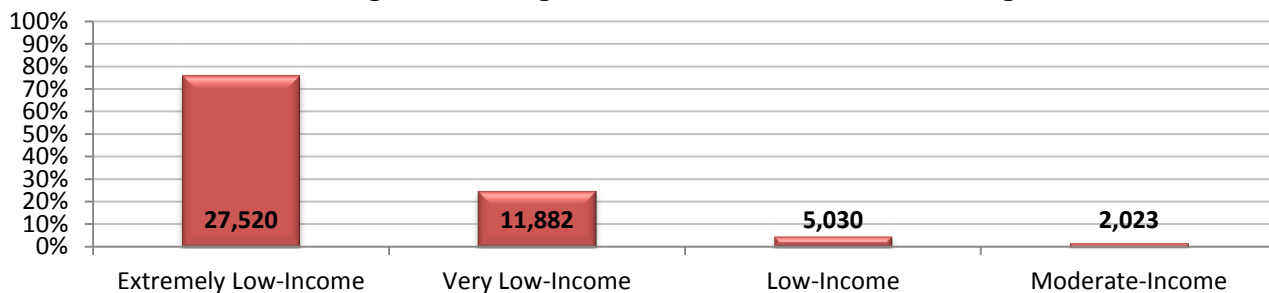
## Working Households with a Severe Housing Cost Burden

- Households spending less than 30% of their income on housing
- Owner households spending at least half their income on housing
- Owner households spending between 30% & 50% of their income on housing
- Renter households spending at least half their income on housing
- Renter households spending between 30% & 50% of their income on housing

**Columbus Metro Area Working Households: 2013**  
 Total households 301,757  
 Renters make up 57% of households  
 Owners make up 43% of households  
 Median household income is \$39,294  
 Median monthly owner housing cost is \$1,020  
 Median monthly renter housing cost is \$790



## Percentage of Working Households with a Severe Housing Cost Burden



### Definitions

**Severely Housing Cost Burdened:** Households who spend at least half of their income on housing costs.

**Extremely Low-Income:** Households who earn 30 percent or less than the median income for households in their area (AMI).

**Very Low-Income:** Households who earn between 31 and 50 percent of AMI.

**Low-Income:** Households who earn between 51 and 80 percent of AMI.

**Moderate-Income:** Households who earn between 81 and 120 percent of AMI.

**Working:** Households whose members work a total of at least 20 hours a week on average.

**Metro Area:** Metropolitan area defined by the Office of Management and Budget.

### Data Notes

Data are from Center for Housing Policy tabulations of the U.S. Census Bureau's American Community Survey 2012 Public-Use Microdata Sample (PUMS) files. More detailed information is available in *Housing Landscape 2014* at [www.nhc.org](http://www.nhc.org).

For questions or comments, please contact the National Housing Conference at [chp-feedback@nhc.org](mailto:chp-feedback@nhc.org) or (202) 466-2121.

.

i

